



A

000563

428

428

1

2

3

4

5

6

7

8

<http://www.cninfo.com.cn>

50

C 27

029- 81870262

.....	2
.....	4
.....	6
.....	7
.....	7
.....	7
.....	7
.....	7
.....	7
.....	8
.....	8
.....	8
.....	9
.....	11
.....	11
.....	12
.....	12
.....	12
.....	12
.....	14
.....	14
.....	15
.....	16
.....	16
.....	16
.....	18
.....	18
.....	18

	20		
		20	
A		23	
	5		23

A		
---	--	--



A
A
A
>
> < : > <



2008 7 23

2008 8

11 2008

3 5

1 2009 7 28

[2009]643

A

2 2009 9 29 3:00

2009 9 30

2009 10

15

2009 10 16

3

3

4 2009 9 30

5

6 2009 9 30

100%

7 2009 10 15

8 2009 10 26

<

>

2009 2

9

2007 18

2009 3



3,850

100%



2009 3

	A
	000563
	Shaanxi International Trust Co.,Ltd.
	50 C
	50 C
	710075
	029-81870262
	029-88851989
	6100001005455
	610103220530273
	6101022205302731

		1984	11			84		138
				85		30		107
85			10					
								250
”	1984	12	10					“
013								
	1985							250
1987	3		1988	4				
					1988			
							1989	
		64,608,429.78			57,108,429.78			7,500,000
1988	5		18					1988 10
								1991 7 27
								(1991)347
								1991 12
13								[22053027-3]
1992	4							250

1

2007 28,272.24
76% 15,490.55 1512% 7,286.43
633% 2008
22,219.79 21.41% 2,850.92
81.60% 6,842.45 6.09% 2009
21 67.4
3.17 2008 3.06 2.93
2008 3.52 15
47.5

2

3

1

	2009	2008	2007	2006
--	------	------	------	------

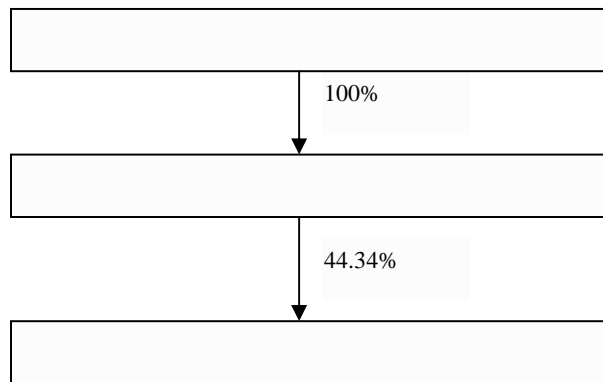
1

2001 6 16

428

2

3



428

18

20

2001 6 16

610000000001487

610103623110222

[1999]60

2001

2001

6

6 16

10

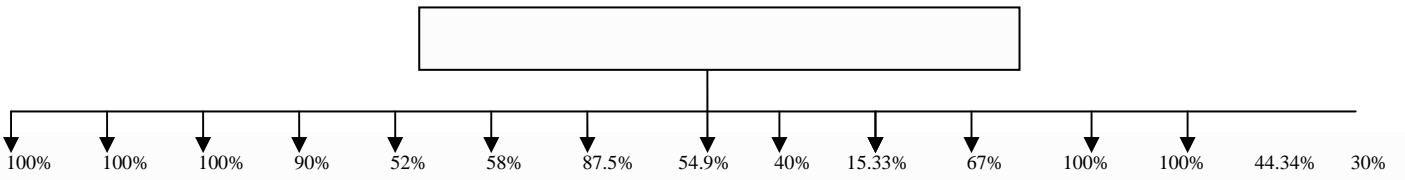
[2006]318

10

20

[2006]211

,



1

5

8

8		422.5	10000
		-	-
	-		
2009		-	-
- 4		1091	842.2
	1200		

2

	2008	2007	2006
	42,250,740,712.55	38,693,733,574.76	33,336,502,163.12
	10,169,420,156.67	4,493,911,268.05	4,373,725,938.11
	3,612,361,126.69	2,493,421,283.69	1,647,325,283.90
	83,260,899.22	87,274,445.58	66,842,606.32
%	0.82%	1.94%	1.53%
%	75.93%	88.39%	86.88%

2006 -2008

3

1

[2002]103

2 2002 8 21

2008

147.03

31.82

2



110

30 2008

18,755.19

1,994.61 .

6

1986 9 3 1989

2005

6100001020410

6,343 2008

1.61

-6,581.52

7

1996 10

2001

1,000 2005

6,000 2008

23,484.38

7,743.44

A

A

A

5

50

B 22

50

B 22

1992 8 27

610103220534215

610000000007747

A

A

2009 8 31

A



1

	06 A 12			

2

3

1

06 A 12

2

1

1

A

1.6

2009

9

30

2

A

A 37,729,545.91

2009

10

27

3

A

2009

8

30

A

57,493,945.54

C

A

C

24

27

2,380,000.00

A6,800

4

2009 9 17 A

1.6

1.6

4.86% 6

6

127,954.2]

2007 114]

2009 9 19

13,000

3,000

2

2009 8 31

A

1

3

12

70

2000

21

2

2

2008 005 2009 017
2007 2008 2009 8

2009 024

31

1

	2009 8 31	2008	2007
	360,830,651.62	540,191,724.41	503,376,470.95
	341,915,459.3	479,334,768.51	466,499,969.37
	18,915,192.32	60,856,955.90	36,876,501.58

2

	2009 8 31	2008	2007
	205,919,156.61	154,408,460.70	103,912,512.23
	-914,423.99	31,969,374.80	13,561,960.08
	-914,423.99	31,962,341.70	13,566,960.08
	-4,212,217.67	23,980,454.32	8,848,407.42

1










2



$$R_i = \frac{P_i - P_{i-1}}{P_i}$$

Ri











	2009 8 31	2008 12 31	2007 12 31
	26,452,704.31	62,436,718.54	97,499,634.61
	1,405,539.17	7,410,818.90	418,000.00

	105,226.16	69,155.75	
	439,273.27	1,663,415.25	353,285.80
	318,667,943.49	451,100,444.00	391,044,825.58
	347,070,686.40	522,680,552.44	489,315,745.99
	7,367,848.35	7,508,523.23	7,742,197.41
	5,593,680.12	5,906,418.31	473,881.58
	798,436.75	4,096,230.43	5,844,645.97
	13,759,965.22	17,511,171.97	14,060,724.96
	360,830,651.62	540,191,724.41	503,376,470.95
	-	68,000,000.00	
	43,906,549.88	58,096,611.94	2,278,499.56

	18,886,220.01	104,454,342.00	147,916,108.58
	226,903.18	203,291.43	189,523.85
	8,813,243.36	15,819,573.94	6,372,455.16
	1,519,540.00		
	37,729,545.91		
	100,833,456.96	72,760,949.20	149,743,382.22
	130,000,000.00	160,000,000.00	
	341,915,459.30	479,334,768.51	306,499,969.37
			160,000,000.00
			160,000,000.00
	341,915,459.30	479,334,768.51	466,499,969.37
	20,000,000.00	20,000,000.00	20,000,000.00
	8,105,651.89	8,105,651.89	5,707,411.52
	-9,190,459.57	32,751,304.01	11,169,090.06
	18,915,192.32	60,856,955.90	36,876,501.58
	360,830,651.62	540,191,724.41	503,376,470.95

	2009 1-8	2008	2007
	205,919,156.61	154,408,460.70	103,912,512.23
	204,387,904.24	153,584,052.70	103,293,300.23
	1,531,252.37	824,408.00	619,212.00
	176,520,250.02	108,374,604.06	90,350,552.15
	176,379,575.14	108,136,691.07	78,231,474.03
	140,674.88	237,912.99	193,008.84
	17,463,424.02	9,014,935.64	5,839,895.97
	3,234,436.10	6,386,668.29	4,571,644.67
	9,971,426.86	405,629.79	864,552.62
	-355,956.40	-497,536.17	649,976.02
"_"			
"_"		1,245,215.71	
"_"	-914,423.99	31,969,374.80	13,561,960.08
		20,000.00	5,000.00
		27,033.10	
"_"	-914,423.99	31,962,341.70	13,566,960.08
	3,297,793.68	7,981,887.38	4,718,552.66
"_"	-4,212,217.67	23,980,454.32	8,848,407.42

	2009 1-8	2008	2007
	63,932,193.67	91,232,704.41	226,682,213.32

	24,185,072.84	11,562,177.43	30,783,907.43
	88,117,266.51	102,794,881.84	257,466,120.75
	1,935,803.93	4,020,925.05	1,945,902.25
	57,915,020.84	74,823,977.37	123,490,802.70
		145,833.00	352,500.00
	25,078,279.56	11,888,581.65	13,667,235.69
	423,004.69	18,736,361.30	2,228,175.47
	85,352,109.02	109,615,678.37	141,684,616.11
	2,765,157.49	-6,820,796.53	115,781,504.64
		2,370,560.00	
		1,245,215.71	
			5,000.00
	-	3,615,775.71	5,000.00
		2,370,560.00	
	159,513.72	1,120,087.25	16,780.00
	159,513.72	3,490,647.25	16,780.00
	-159,513.72	125,128.46	-11,780.00
			160,000,000.00

			160,000,000.00
	30,000,000.00	16,000,000.00	185,950,000.00
	8,589,658.00	12,367,248.00	7,279,215.61
	38,589,658.00	28,367,248.00	193,229,215.61
	-38,589,658.00	-28,367,248.00	-33,229,215.61
	-35,984,014.23	-35,062,916.07	82,540,509.03
	62,436,718.54	97,499,634.61	14,959,125.58
	26,452,704.31	62,436,718.54	97,499,634.61

