

2014

2015-4



2015 04

		2014	12	31	
10	0.30		0		
					()
	()				

.....	2
.....	5
.....	8
.....	10
.....	30
.....	38
.....	44
.....	45
.....	53
.....	71
.....	73
.....	155

" " " _ _ "

			000563
			SHAANXI INTERNATIONAL TRUST CO.,LTD.
			SITI
		50	C
			710075
		50	C
			710075
			http://www.siti.com.cn
			sgtdm@siti.com.cn

	50	50
	C 24	C 24
	029 81870262/81870266/88897633	029 81870262/81870266/88897633
	029 88851989	029 88851989
	sgtdm@siti.com.cn	sgtdm@siti.com.cn

	http://www.cninfo.com.cn

	1984	12	10	013	610103220530273	22053027-3	
	2012	08	02	610000100141713	610103220530273	22053027-3	
			2002	“			” “
				” 2006	“		
			2008	“			”
			1.		”		
						5,710.8	
			47.6	2.	5,460.8		
						314,187,026	
					153,340,466		
	48.81	3.2005	7	5			
					160,360,466		
			160,500,866		51.08		4.2012 4
			25		220,000,000		578,413,026
						200,000,000	
			34.58				

	2014	2013		2012
	835,478,992.49	832,775,089.53	0.32%	576,308,789.42
	350,631,760.50	313,076,135.49	12.00%	260,629,986.53
	300,722,310.09	248,748,572.08	20.89%	257,971,524.01
	-300,853,688.30	-86,034,754.97	-249.69%	-580,955,335.10

	2014	2013	2012	
	-44,725.97	279,091.38	2,563,547.13	
	410,000.00	510,000.00	500,000.00	
	66,193,429.12	73,823,324.89		
	-12,769.27	11,157,668.28	481,069.57	
	16,636,483.47	21,442,521.14	886,154.18	
	49,909,450.41	64,327,563.41	2,658,462.52	--

1 —

1 —

	263,081,691.60	
	7,891,790.73	
	-4,922,306.11	

					"	"	
							8.35
		1.2			4.68	11.74%	3.51
12%		215	669		143%	110	352
	68.69		12		1216	35.74%	
					4.5	32	
	70						
2014	"	"					
89	157.75		126	512			

3.88

2014

" "

" "

83,547.90	0.32%	36,824.79	13.61%
46,758.36	11.74%	35,063.18	12%
" "			
70			
		20%	

	273,851,296.71	206,099,325.58	32.87%
	447,437,389.34	463,784,382.59	-3.52%
" - "	112,167,573.05	146,514,578.90	-23.44%
" - "	-4,922,306.11	4,268,789.66	-215.31%
	6,945,039.50	12,108,012.80	-42.64%
	835,478,992.49	832,775,089.53	0.32%

5

5

	199,298,407.46	223,421,610.64	-10.80%
	116,951,880.03	105,382,427.30	10.98%

30%

0.10%

0.44%

368

	2014	2013	
	752,734,498.14	700,765,358.32	7.42%
	1,053,588,186.44	786,800,113.29	33.91%
	-300,853,688.30	-86,034,754.97	-249.69%
	704,842,024.61	1,259,055,063.97	-44.02%
	854,506,987.64	1,018,112,344.03	-16.07%

	-149,664,963.03	240,942,719.94	-162.12%
	1,334,832.57		
	36,440,020.59	20,244,455.91	80.00%
	-35,105,188.02	-20,244,455.91	-73.41%
	-485,623,839.35	134,663,509.06	-460.62%

30%

1	26,678.81	33.91%
2	55,421.3	44.02%
3	133.48	
4	1,619.56	80%

	835,478,992.49			0.32%		
	835,478,992.49			0.32%		
	625,384,865.52			-3.73%		
	117,903,880.34			3.11%		
	22,848,993.26			-26.72%		
	30,390,736.52			45.17%		
	12,802,551.43			32.32%		
	26,147,965.42			273.94%		

	2014		2013			
	457,352,102.00	10.74%	942,975,941.35	24.00%	-13.26%	
		0.00%		0.00%	0.00%	
		0.00%		0.00%	0.00%	
		0.00%		0.00%	0.00%	
		0.00%		0.00%	0.00%	
	55,676,299.56	1.31%	59,511,102.86	1.51%	-0.20%	
	362,200,000.00	8.51%			8.51%	
	84,560,233.82	1.99%	18,006,274.56	0.46%	1.53%	
	1,694,950,000.00	39.81%	1,477,350,000.00	37.60%	2.21%	
	718,270,511.47	16.87%	221,719,907.52	5.64%	11.23%	
	670,734,374.66	15.76%	1,037,636,033.33	26.41%	-10.65%	

	2014		2013			
	170,967,052.83	4.02%	170,573,170.28	4.34%	-0.32%	
	138,195,435.75	3.25%	151,351,197.19	3.85%	-0.60%	
	73,222,114.94	1.72%	30,065,555.86	0.77%	0.95%	

1.	38,714,838.28	-4,922,306.11	-4,922,306.11		178,200,209.41	162,895,080.02	49,097,661.56
3.	127,719,907.52		45,970,781.97		500,283,635.49	60,950,742.93	563,448,011.47
	166,434,745.80	-4,922,306.11	41,048,475.86		678,483,844.90	223,845,822.95	612,545,673.03
	166,434,745.80	-4,922,306.11	41,048,475.86	0.00	678,483,844.90	223,845,822.95	612,545,673.03
	0.00	0.00	0.00	0.00	0.00	0.00	0.00

1

2

		12,039,856 .00	6,968,400	0.58%				68,152,045 .00		
		32,662,032 .70	5,357,278	0.01%				532,907.25		
		11,865,280 .00	2,926,000	0.00%				-711,729.3 5		
		93,000,000 .00	61,000,000	2.29%	61,000,000	2.29%	93,000,000 .00			
		1,000,000. 00	1,916,039	0.06%	2,069,322	0.06%	1,000,000. 00	38,320.90		
		1,853,166. 32			25,900	0.00%	1,934,989. 00			
		152,420,33 5.02	78,167,717	--	63,095,222	--	95,934,989 .00	68,011,543 .80	--	--

3

--	--	--	--	--	--	--	--	--	--	--

	500038		5,050,000 .00	5,000,000	0.25%	2,500,000	0.13%	3,745,000 .00	783,615.0 9		
	002309		40,685,17 0.81			2,115,873	0.37%	39,841,88 8.59	-698,297. 12		
	300045		3,178,800 .64			160,801	0.06%	2,728,792 .97	-448,899. 66		
	600100		6,986,791 .18			550,000	0.02%	6,424,000 .00	-562,791. 18		
	601969		20,680.00			2,000	0.00%	31,860.00	11,180.00		
	002736		40,810.00			7,000	0.00%	71,120.00	30,310.00		
											--
			55,962,25 2.63	5,000,000	--	5,335,674	--	52,842,66 1.56	-884,882. 87	--	--
			2014 03 27								
)										

4

					%	%				
	002309		194,999,990.90			13,636,363	2.40%	256,772,715.29	1,363,636.30	
	600248		71,070,000.00			10,300,000	2.17%	90,434,000.00	1,236,000.00	
	002284		117,294,589.65			8,173,839	2.22%	105,279,046.32		
	600406		9,076,988.07			541,500	0.02%	7,878,825.00		
	002454		67,820,381.61			4,377,943	1.08%	61,378,760.86		
	600583		14,864,738.92			1,409,300	0.03%	14,839,929.00		
	600557		13,777,237.74			555,700	0.11%	12,825,556.00		

600587		2,132,750.39			61,400	0.02%	1,923,662.00			
300133		7,393,791.89			256,600	0.04%	6,435,528.00			
		498,430,469.17					557,768,022.47	2,599,636.30		



1

2

3

4

2015 1-3

954. 95

2014

13. 98

2015

2015

” “

1

2015

“ ”

“

2

3 “ ”

“ ”

4

PE

5

“ ”

	57,055,624.54	103,280,983.82
	-57,055,624.54	-103,280,983.82

8,141,403.95 20% 25% 10,855,205.27 2,713,801.32

2013

2013 313,076,135.49

1 10%
 2 5,207,778.78
 3 5%
 4 2013 1,214,667,354 10 0.30

--	--

3

1 2012

2012

260,629,986.53

(1) 10%

(2) 39,421,506.74

(3) 5%

(4) 2012 578,413,026

10

0.35

10

1

10 10

2 2013

2013

313,076,135.49

10								0
10								0.30
10								0
								1,214,667,354
								36,440,020.62
								290,961,382.20
								100.00%
2014	1,214,667,354		10		0.30			

2014

2014

2015 4 3

www.cninfo.com.cn

									%
2013	239,327.59	2,630.63	2,586.95	43.94	1,430.21	246,019.32	4,061.10		1.65
2014	250,666.64	8,736.05	2,324.88	273.75	29.95	262,031.27	2,628.58		1.00

2014 12 31		
	282,107.87	2
	43,503.50	
	73,111.21	
	0.00	
	116,614.70	
/	241.91%	100%
/	73.97%	40%

		(%)			(%)
	45,735.21	10.74%		93,000.00	21.85%
	4,909.77	1.15%		10,000.00	2.35%
	36,220.00	8.51%		97,474.57	22.90%
	169,495.00	39.81%		41,495.00	9.75%
	71,827.05	16.87%		128,290.90	30.13%
	67,073.44	15.76%		55,464.03	13.03%
		0.00%			
	22,008.01	5.17%			
	8,456.02	1.99%			
	425,724.50	100.00%		425,724.50	100.00%

1

01

2014 12 31

:			:		
	5,014,911,867.06	4,861,030,099.31		-	-
	-	-		-	-
	34,558,990,480.19	28,116,246,930.16		-	-
				-	-
	2,016,414,135.00	5,427,196,056.66		-	-

	-	-	-	-
	-	-	-	469,808.22
	-	-	138,391,637.92	136,117,635.28
	-	-	-	-
	54,286,478.27	15,612,039.55		
	43,369,504,000.00	23,758,603,000.00		
	10,723,445,403.69	4,402,511,352.50		
	12,912,800,000.00	13,719,941,732.30		
	9,395,380,000.00	6,630,580,000.00	138,391,637.92	136,587,443.50
	30,000,000.00	40,000,000.00	:	
	-	-	121,628,006,617.98	89,603,175,512.20
	-	-	299,083,968.42	431,682,512.59
	-	-	2,221,890,708.32	515,966,310.62
	-	-		
	6,211,640,568.43	3,715,690,568.43	124,148,981,294.72	90,550,824,335.41
	124,287,372,932.64	90,687,411,778.91	124,287,372,932.64	90,687,411,778.91

2

02

2014

	9,889,286,482.35	7,757,662,049.38
	3,215,662,883.67	2,621,760,621.01
“_”)	6,045,783,913.64	4,992,897,608.15
“_”)	470,951,093.33	-97,466,054.56
“_”)	-	-
	156,888,591.71	240,469,874.78
	1,313,917,665.28	1,206,834,522.02
	-	-
	3,347,111.18	8,856,906.67
	-	-
	1,310,570,554.10	1,197,977,615.35
	-	-
	-	-
“_”)	8,575,368,817.07	6,550,827,527.36
	-	-
	51,800.00	-
“_”)	8,575,317,017.07	6,550,827,527.36
	515,966,310.62	-224,611,237.57
	9,091,283,327.69	6,326,216,289.79
	6,869,392,619.37	5,810,249,979.17
	2,221,890,708.32	515,966,310.62

3

4

		(%)			(%)
	501,491.19	4.03		3,763,011.60	30.28
	3,455,899.05	27.81		299,903.00	2.41
	201,641.41	1.62		4,852,389.25	39.04
	4,336,950.40	34.89		2,078,898.80	16.73
	1,072,344.54	8.63		1,056,848.01	8.50
	1,291,280.00	10.39		377,686.63	3.04
	939,538.00	7.56			
	621,164.06	5.00			
	8,428.64	0.07			
	12,428,737.29	100.00		12,428,737.29	100.00

5

	1,715,454.22	3,019,816.75
	7,324,139.47	9,374,459.02
	29,147.49	34,461.52
	9,068,741.18	12,428,737.29

1

	4,331,583.20	5,611,495.11
	357,259.23	380,255.14
	3,182,351.34	2,521,845.43
	244,145.24	76,989.76
	8,115,339.01	8,590,585.44

2

	0	0
	308,869.29	324,755.02
	582,252.45	2,395,447.90
	62,280.43	1,117,948.93

	953,402.17	3,838,151.85
--	------------	--------------

6**(1)**

			%
	50	513,639.85	8.83
	60	3,009,590.08	7.22
	110	3,523,229.93	7.47

(2)

9

	170,000.00	1,300,000.00	1,370,000.00	100,000.00
	170,000.00	1,300,000.00	1,370,000.00	100,000.00

10

)	()
86,741.74	6,700.41	93,442,15

11

TOT)

()	()	()
56,598.34	-52,808.86	3,789.48

12

—

13

	%
	0.43

2014 02 19					2 1 3
2014 04 01					
2014 05 15					
2014 06 22					
2014 06 23					
2014 06 24					

2014 07 06				
2014 07 10				
2014 08 06				
2014 08 15				
2014 08 15				
2014 08 15				
2014 08 16				
2014 08 20				
2014 08 20				
2014 08 20				
2014 08 24				
2014 08 26				
2014 08 26				
2014 08 26				
2014 08 28				
2014 09 03				
2014 09 10				
2014 09 22				
2014 09 25				
2014 09 25				
2014 09 29				
2014 10 09				
2014 10 23				
2014 12 06				
2014 12 12				
2014 12 13				
2014 12 25				
2014 1—12				
				105
				0
				105
				0

2013 8 7 [2013] “ ” 00021 00022 00026 2013 8 9
2013 4 27 2013 8 13

2014 6 12

[2014

1	2013	17
2	2014 2	80
3	2014 3	10
4	2014 10	40

2006 6 12

239,976,258.19

2014 12 31
131,835,032.14

239,976,258.19

148,876,810.42

17,041,778.28

2 4

2006-20	2006 06 17	www.cninfo.com.cn

1**2****3**1
31)
2
8,587,270.78

C 1-6

6,296,391.00

2014 7 31 (2014 12

2016 3 9

10%

10%

5%

		2009 7 28			
		5%	2009 07 28		
		5%			
		2011 10 31	2011 10 31		

		2011 10 31			
		1			
			2	2011 10 31	
		2012 1 20			
		"	"		
		" "	" "		
		1			
			2	2012 01 20	
			3		
		2012 4 16			
				2012 04 16	
		2012 4 16		2012 04 16	

	()
	50
	3

50

()

10

#

#

		2014 1 27					
			2014 1 28	2014 7 11			
		2014 6 20		2013		1,214,667,354	
10	0.30			2014 4 21	2013		
		2014 3 25					
		2006 6 12				239,976,258.19	
		2014 12 31	239,976,258.19		148,876,810.42		17,041,778.28
		131,835,032.14					
		2006 06 17					
				2.4			
		2012 6 29		“ . ”			2
		2					
		2013					
		2.1					
		2014 6 14					
		2014 7 14	2014 1				
			2014 6 28				
		2014 9					
							6,213.17
5,407.40			11,620.57				
		2014 9 27					
					2014		2014
11 14							
		[2014]220				2015 2 28	
						[2015] 134	
		2014 11 1	2014 11 15	2014 11 18	2015 3 3		
						130	
		“ ”					

2014 7
2014 9 928.81

0.44%

		1,568,000		1,568,000
		1,320,000		1,320,000
800		1,307,752		1,307,752
10 10 10			10	
10 4				

10

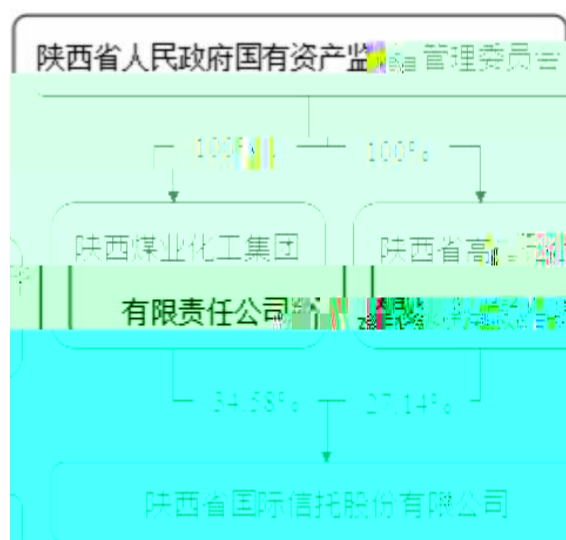
10

10

10

34.58%

	/				
		2004 06 22	71978336-8		



10%

/	
---	--

2004 02 76256877-8 100
19

		2001 16	06 62311022-2	20	

--	--	--

	--	--	--	--	--	--	0	0	0	0
--	----	----	----	----	----	----	---	---	---	---

5

1961 10

1971 7

1963 12

1956 12

1954 10

1986

1958 10

,

1955 4

1982 8

1959 6

1967 10

1968 6

1957 4

31

1964 2

1955 8

1966 4

1957 10

1975 4

1972 12

1967 9

1990 7

1966 1

1987 7

1981 10



			1961.10		10	117.37	117.37
			1959.6		10	0	0
			1971.7		17	98.91	98.91
			1957.4		31	89.51	89.51
			1964.2		22	92.00	92.00
			1955.8		22	89.68	89.68
			1957.10		26	111.99	111.99
			1967.10		2	91.24	91.24
			1966.4		8	93.37	93.37
			1972.12		2	93.18	93.18
			1981.10		1	13.63	13.63
			1963.12			0	0
			1956.12			0	0
			1954.10			4.5	4.5
			1958.10			4.5	4.5
			1955.4			4.5	4.5
			1968.6			0	0
	--	--	--	--		904.38	904.38

			2014 01 27	

			2014 01 27	
			2014 04 21	2013
			2014 05 13	
			2014 05 13	
			2014 05 13	
			2014 05 13	
			2014 05 13	

2014 12 31

253

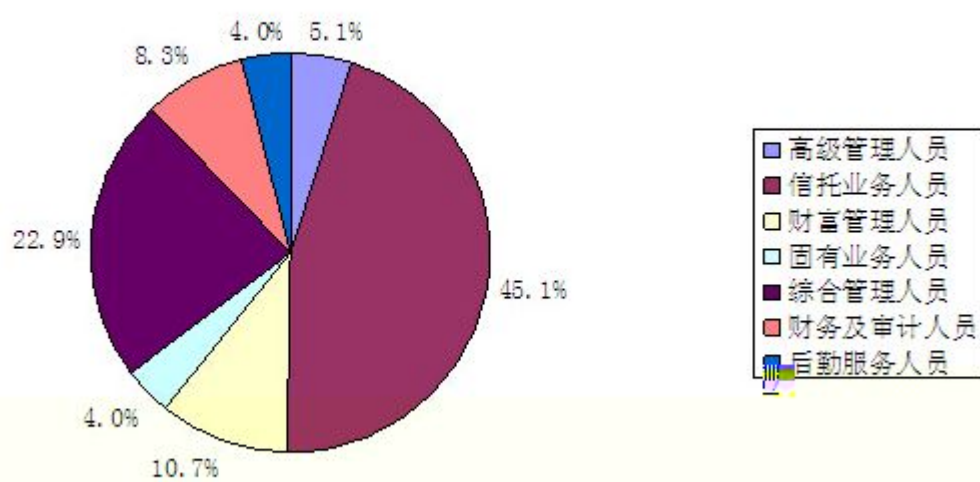
37.1

55

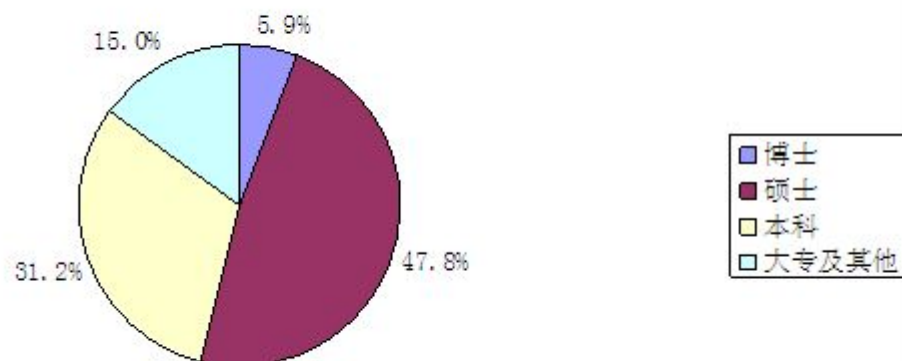
	10
	114
	27
	10
	61
	21
	10
	15
	121
	79
	38
30	76

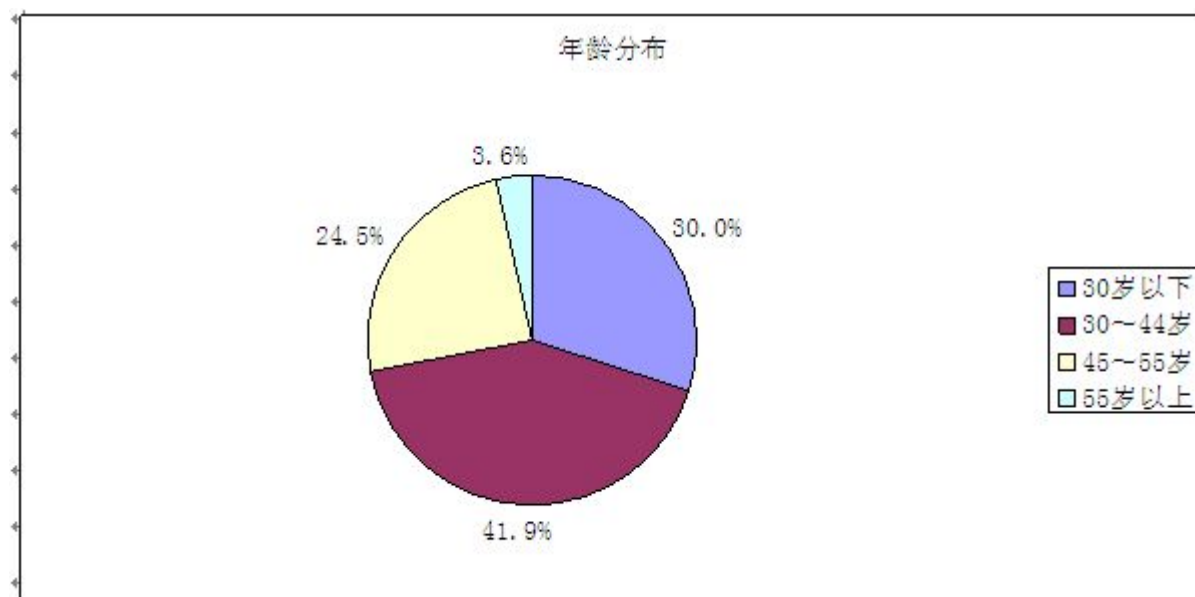
30	44	106
45	55	62
55		9
		253

专业构成



教育构成





1

2

2010 4 22
2011 11 24

2010 4 26
2014 3 20
2011 11 25 2014 3 21

2014

		2.01			
		2.02	2.03		
		2.04	2.05		
		2.06			
	2.07		2.08		www.cninfo.com.cn
	2.09				
	2.10	3			
		4			
	5				
	6				
		7			
	8				
		9			
			<		
			>		
	10				
		11			
				12	

1		2014 23	2014 27	1	1.		2014-01-28
					2.		
					3.		
2		2014 15	2014 20	3	1.	www.cninfo.com.cn	2014-03-21
					2.		
					3.		
					4.	;	
					5.	;	
					6.		
					;		
					7.	;	
					8.	;	
					9.		
					;		
					10.		
					;		
					11.		
3		2014 15	2014 25	3	1.		2014-03-27
					;		
					2. 2013		
					3.2013		
					4.2013		
					5.2013		
					6.2013		
					7.2013		
					8.2013		
					9.2013		
					10. 2013		
					11.2014		
					12.2014		
					13. 2014		
					14. 2014		
					15.		

					16. 2013 17. 2013 18. 2013 19. 2013 20.	
4		2014 21	32014 26	3	“ 11 • ”	
5		2014 18	42014 23	4	1. 2014 2. 1	2014-04-24
6		2014 8	52014 13	5	1. 2. 3. 4. 5. 6. 1	2014-05-14
7		2014 16	52014 19	5	“ - ”	
8		2014 18	62014 26	6	1. 2. 3 4. 5. 2014 1	2014-06-28
9		2014 8	82014 11	8	1. “ ” 2.	
10		2014 20	82014 22	8	1. 2014 2.	2014-08-25
11		2014 22	92014 26	9		2014-09-27

12		2014 10 24	2014 10 28		2014		2014-10-29
13		2014 10 27	2014 10 30		1 2 3 4 5 6 7 8 9 < 10 11 12 13 14 15 16	>	2014-11-01
14		2014 12 25	2014 12 29		1. 2.		
15		2014 12 30	2014 12 31				

		15	8	7	0	0	
		11	5	6	0	0	
		15	8	6	1	0	
		15	8	7	0	0	

1

2 2014 6 20 2013 1,214,667,354
 10 0.30 2014 4 21 2013 2014 6 13
 2013
 2014 6 19 2014 6 20

	15	7	7	0	1	
	15	8	7	0	0	
	15	7	5	2	1	
						3

2014

1	2014 1 27			
2	2014 3 20			
3	2014 3 25		2013	
4			2013	
5			2014	
6				
7				
8			2014	
9				
10				2013
11	2014 5 13			
12	2014 6 26			
13	2014 8 22			
14	2014 10 30			
15				

2013 4 2014 4 22
 2014 2014 5 2014 8 21
 2014 ; 6 2014 10 27
 2014 1 2015 1 7 ,
 2015 1 2 2015 3 3
 2014 2014 3 2015 3 20
 2014 2014 2014
 2014 2015 2014 2014
 2014 2015 2015 2014

	2014/3/25		2013 2013 2013 2013 < > 2014 2014 2014 2013 2013	2013 2013 2013 2014 2014 2013		2014-12 www.cninfo.com.cn 2014-03-27

2013

2013

2013

2014/4/23

2014

2014-04-24

2014-17

www.cninfo.com.cn

2014/8/22

2014

2014-08-25

2014-28

www.cninfo.com.cn

2014/9/26

2014-30

www.cninfo.com.cn

				< >			
	2014/12/29						
	2014/12/31						

1

" "

2

"

"

1

1

PPP

2 "

"

3

4

70

5

2

1

2

3

2015

1

5

,

"

"

"

"

2

1

2

3

2014

3

4

" "

2

2

2014

3

2014

4

3

1

2

3

4

—			
—			
—			
—			
—			
—			
—			
—			
—			
—			
—			
—			
—			
—			
5	—	[2014-05]	2014-03-27
	—	2013 [2014-06]	
	—2013	[2014-07]	
	—2013	[2014-08]	
	—2013	[2014-09]	
	— 2014	[2014-10]	
	— 2014	[2014-11]	
	—	[2014-12]	
	—		
	—		
	—		
	—2013		
	—2013		
	—2013		
	—2013		
	—2013		
	—2013		
	—2013		
	—		
	—	2013	
	—		
6	— 2013		2014-04-16
7	—2013	[2014-13]	
	—2013		

8	— [2014-14]	2014-04-24		
	—2014 [2014-15]			
	—2014 [2014-16]			
	— [2014-17]			
9	— [2014-18]	2014-05-14		
	—			
10	—2013	2014-06-13		
11	— [2014-19]	2014-06-14		
12	— [2014-20]	2014-06-28		
	— 2014 1 [2014-21]			
	—			
	—			
	—			
	—			
13	— 2014 1 [2014-22]	2014-07-09		
14	— [2014-23]	2014-07-11		
15	—2014 1 [2014-24]	2014-07-15		
	—2014 1			
16	— [2014-25]	2014-08-25		
	—2014 [2014-26]			
	—2014 [2014-27]			
	— [2014-28]			
	—2014			
	—			
17	— [2014-29]	2014-09-27		
	— [2014-30]			
18	— [2014-31]	2014-10-17		
19	— [2014-32]	2014-10-24		
20	—2014 [2014-33]	2014-10-29		
	—2014 [2014-34]			
21	— [2014-35]	2014-11-01		
	— [2014-36]			
	—2014 [2014-37]			
	— [2014-38]			
	— [2014-39]			
	— [2014-40]			
	— [2014-41]			
	— 2014 [2014-42]			
	— [2014-43]			
	— [2014-44]			
	— [2014-45]			
	—			
	—			
	—			
	—			

22	— 2014	[2014-46]	2014-11-12		
23	—	[2014-47]	2014-11-15		
24	—2014 —2014		2014-11-18		

2014

,	
	2015 04 03
	www.cninfo.com.cn

2014 12 31			
		2015 04 03	
		www.cninfo.com.cn	

2013

[2014]8

	(2015)0301

Xigema Cpas(Special General Partnership)

(2015)0301

2014

“ ”

2014 12 31

(2)

(1)

2014

2014 12 31

0

1

	457,352,102.00	942,975,941.35
	49,097,661.56	38,714,838.28
	7,130,611.16	
	84,560,233.82	18,006,274.56
	362,200,000.00	

	960,340,608.54	999,697,054.19
	1,694,950,000.00	1,477,350,000.00
	718,270,511.47	221,719,907.52
	670,734,374.66	1,037,636,033.33
	55,676,299.56	59,511,102.86
	1,553,214.25	1,814,922.25

1,XÃ

		1,453,235,806.00	.
			1,451,900,973.43 .5

	12,125,995.02	11,476,327.44
	208,225,792.28	136,054,725.16
	97,529,685.59	42,923,406.42
	1,053,588,186.44	786,800,113.29
	-300,853,688.30	-86,034,754.97
	666,593,999.99	1,188,039,352.57
	36,312,524.62	70,734,191.40
	1,935,500.00	281,520.00
	704,842,024.61	1,259,055,063.97
	4,970,156.44	6,654,736.25
	849,536,831.20	1,011,457,607.78
	854,506,987.64	1,018,112,344.03
	-149,664,963.03	240,942,719.94
	1,334,832.57	
	1,334,832.57	
	36,440,020.59	20,244,455.91

	36,440,020.59	20,244,455.91
	-35,105,188.02	-20,244,455.91
	-485,623,839.35	134,663,509.06
	942,975,941.35	808,312,432.29
	457,352,102.00	942,975,941.35

4

	1,214,667,354.00				1,451,900,973.43		57,055,624.54	52,034,824.03	116,047,740.42	44,629,285.52	573,096,371.46		3,509,432,173.40
	1,214,667,354.00				1,451,900,973.43		57,055,624.54	52,034,824.03	116,047,740.42	44,629,285.52	573,096,371.46		3,509,432,173.40
“ ”					1,334,832.57		-11,084,842.57	17,531,588.03	35,063,176.05	7,075.614.22	254,521,361.61		304,441,729.91
							-11,084,				350,631		339,546

			842.57		,760.50		,917.93
		1,334,8					1,334,8
		32.57					32.57
1							
2							
3							
4		1,334,8					1,334,8
		32.57					32.57
			17,531,	35,063,	7,075,6	-96,110,	-36,440,
			588.03	176.05	14.22	398.89	020.59
1				35,063,		-35,063,	
				176.05		176.05	
2					7,075,6	-7,075,6	
					14.22	14.22	
3						-36,440,	-36,440,
						020.59	020.59
4			17,531,			17,531,	
			588.03			588.03	
1							
2							
3							
4							
1							
2							
	1,214,	1,453,2	45,970,	69,566,	151,110		
	667,35	35,806.	781.97	412.06	,916.4		
	4.00	00					

							806.77	613.55	78.78	4,957.01		757.91
1								31,307,613.55		-31,307,613.55		
2									5,207,778.78	-5,207,778.78		
3										-78,085,757.91		-78,085,757.91
4							15,653,806.77			-15,653,806.77		
	578,413,026.00				-578,413,026.00							
1	578,413,026.00				-578,413,026.00							
2												
3												
4												
1												
2												
	1,214,667,354.00				1,451,900,973.43		57,055,624.54	52,034,824.03	116,047,740.42	44,629,285.52	573,096,371.46	3,509,432,173.40

“ ”

1984 1992

1992 30

1992 312

50

C

121,466.7354

2014

2015 4 2

1

—

2

12

1

2

1 1 12 31

3

12

4

5

1

2

3

2

5.

6.

7.

1

500

500

2%

25%

50%

100%

2

20%

3

11**1**

	500

2

--	--

1 1	5.00%	5.00%
1 2	20.00%	20.00%
2 3	50.00%	50.00%
3	100.00%	100.00%

3

12

13

14

1.

1

2

2.

3.

20%

50%

4.

15

16

1

4,000

2

		30	5.00%	3.167%
		3	5.00%	31.667%
		4	5.00%	23.75%
		5	5.00%	19%

3

4

1

2

3

4

5

6

() ()

7

17

18

19

20

21

1

1.

2.

1

2

3.

4.

2

22

23

1 (1)

1.

2.

24

1

2

3

4

25

1.

1

2

3

2.

1

2

26

27

28

1.

2.

1

2

3.

4.

29

1

2

30

/

31

1

2

32

1.

2.

10%

3.

2012 20

1.5%

1.5%

4.

5%

5.

6.

33

1

2014		
2	9	
	30	
	33	
	37	22
	39	
	40	
41		

	2013 12 31	2013 1 1
	94,000,000.00	94,000,000.00
	-94,000,000.00	-94,000,000.00
	-4,067,498.71	-5,384,520.82
	4,067,498.71	5,384,520.82
	57,055,624.54	103,280,983.82
	-57,055,624.54	-103,280,983.82

2

		2014 09 05	
20%	25%		

	/	864,182.82
	/	864,182.82
	/	/
2014 11 13 22		864,182.82

3

	49,097,661.56	38,714,838.28
	49,097,661.56	38,714,838.28
	49,097,661.56	38,714,838.28

1. 10,382,823.28 26.82%

2.

4

1	252,100,000.00	/
7	80,000,000.00	/
14	30,100,000.00	/
	362,200,000.00	/

5

6

1

--	--	--

2

--	--

3

--	--	--

4

--	--

7

1

2

--	--	--

3

--	--

--	--	--	--	--	--

4

5

6

8

1

1

2

9

1

	7,130,611.16	
	7,130,611.16	

2

--	--	--	--	--

10

1

()		
-----	--	--

2

1

()				
-----	--	--	--	--

11

1

	90,646,3 21.34	100.00%	6,086,08 7.52	6.71%	84,560,23 3.82	19,956, 041.16	100.00%	1,949,766 .60	9.77%	18,006,274. 56
	90,646,3 21.34	100.00%	6,086,08 7.52	6.71%	84,560,23 3.82	19,956, 041.16	100.00%	1,949,766 .60	9.77%	18,006,274. 56

1			
1	87,360,487.44	4,368,024.37	5.00%
1	87,360,487.44	4,368,024.37	5.00%
1 2	248,768.28	49,753.66	20.00%
2 3	2,737,512.26	1,368,756.13	50.00%
3	299,553.36	299,553.36	100.00%
	90,646,321.34	6,086,087.52	

2

4,323,373.61

0.00

--	--	--

3

	187,052.69

--	--	--	--	--	--

2014 11 13 22

187,052.69

4

--	--	--

	1,116,375.26	1,759,131.49
	83,948,410.02	14,460,659.11
	5,581,536.06	3,736,250.56
	90,646,321.34	19,956,041.16

5

	83,948,410.02 1	92.61%	4,197,420.50
	2,341,982.94 2-3	2.58%	1,170,991.47
	1,888,016.00 1	2.08%	94,400.80

		23,000,000.00	8,050,000.00	36,097,146.05	18,847,146.05
		1,703,000,000.00	8,050,000.00	1,496,397,146.05	19,047,146.05
1		217,600,000.00		14.73%	
2	2014 11 13 22				2,083,363.34
3	2014 12 25				11,013,782.71

1.

		/	/	300,000.00	/
		/	/	300,000.00	/
		/	/	/	/
		1,680,000,000.00	/	1,460,000,000.00	200,000.00
		650,000,000.00	/	200,000,000.00	/
		430,000,000.00	/	440,000,000.00	200,000.00
		600,000,000.00	/	820,000,000.00	/
		23,000,000.00	8,050,000.00	36,097,146.05	18,847,146.05
		/	/	8,146,482.71	8,146,482.71
		/	/	4,950,663.34	4,950,663.34
		23,000,000.00	8,050,000.00	23,000,000.00	5,750,000.00

2.

		/		300,000.00
		1,703,000,000.00		1,496,097,146.05
		1,703,000,000.00		1,496,397,146.05
		8,050,000.00		19,047,146.05
		8,050,000.00		/
		/		19,047,146.05
		1,694,950,000.00		1,477,350,000.00

3.

			%		%
		100,000,000.00	5.87	100,000,000.00	6.68
		/	/	4,000,000.00	0.27
		/	/	11,540,000.00	0.77
		223,000,000.00	13.09	423,543,363.34	28.30
		200,000,000.00	11.74	40,000,000.00	2.67
		930,000,000.00	54.62	680,000,000.00	45.44
		/	/	230,000,000.00	15.37

250,000,000.00	14.68	7,313,782.71	0.50
1,703,000,000.00	100.00	1,496,397,146.05	100.00
8,050,000.00	100.00	19,047,146.05	100.00
8,050,000.00	100.00	/	/
/	/	19,047,146.05	100.00
1,694,950,000.00	/	1,477,350,000.00	/

4.

1	90	360	3	1	90	360	3
90		3	3	90	360	360	
	360						3
90	360			90			3
/	/	/	/	/	/	/	8,146,482.71
/	/	/	/	/	/	/	4,950,663.34
/	/	23,000,000.00	/	23,000,000.00	/	/	23,000,000.00
/	/	23,000,000.00	/	23,000,000.00	/	/	13,097,146.05
							8,146,482.71
							4,950,663.34
							23,000,000.00
							36,097,146.05

5.

/	19,047,146.05	/	15,808,146.05
8,050,000.00	-5,750,000.00	/	5,200,000.00
/	200,000.00	/	/
/	13,097,146.05	/	1,961,000.00
/	/	/	/
/	/	/	/
/	/	/	/
/	/	/	/
8,050,000.00	/	/	19,047,146.05
		2300	35%

13

1

2

3**4**

--	--	--	--	--	--	--	--

14

--	--	--	--	--	--

15

--	--	--	--	--	--

16

--	--	--	--	--	--

17**1**

--	--	--	--	--	--

	718,270,511.47		718,270,511.47	231,691,334.78	9,971,427.26	221,719,907.52
	563,448,011.47		563,448,011.47	137,691,334.78	9,971,427.26	127,719,907.52
	154,822,500.00		154,822,500.00	94,000,000.00		94,000,000.00
	718,270,511.47		718,270,511.47	231,691,334.78	9,971,427.26	221,719,907.52

2

	/			
	502,808,635.49	563,448,011.47	45,970,781.97	
	502,808,635.49	563,448,011.47	45,970,781.97	

3

	93,000,000.00		93,000,000.00						2.29%	
	1,000,000.00		1,000,000.00						0.06%	38,320.90
2		7,822,500.00	7,822,500.00							
3		53,000,000.00	53,000,000.00							
	94,000,000.00	60,822,500.00	154,822,500.00						--	38,320.90

4

	9,971,427.26			9,971,427.26		

	9,971,427.26			9,971,427.26		
--	--------------	--	--	--------------	--	--

5

--	--	--	--	--	--	--

496,550,603.95 223.95%

18

1

A	74,000,000.00		74,000,000.00	74,000,000.00		74,000,000.00
B				100,000,000.00		100,000,000.00
C	40,000,000.00		40,000,000.00	70,000,000.00		70,000,000.00
D	72,897,777.78	25,514,222.23	47,383,555.55	72,897,777.78	18,224,444.45	54,673,333.33
E	525,419,600.00	183,896,860.00	341,522,740.00	525,419,600.00	131,354,900.00	394,064,700.00
F				320,000,000.00		320,000,000.00
G				10,000,000.00		10,000,000.00
H	5,000,000.00		5,000,000.00	5,000,000.00		5,000,000.00
I	10,100,000.00	2,525,000.00	7,575,000.00	10,100,000.00	202,000.00	9,898,000.00
J	207,004,105.48	51,751,026.37	155,253,079.11			
	934,421,483.26	263,687,108.60	670,734,374.66	1,187,417,377.78	149,781,344.45	1,037,636,033.33

2

--	--	--	--	--

3

366,901,658.66 35.36%

19

1

--	--	--	--	--	--	--	--

2

3

20

21

1

2

3

--	--	--	--	--	--

22

1

1.	63,504,421.95		2,827,999.00	9,904,528.62	1,134,864.18	77,371,813.75
2.			624,393.90	326,000.00	760,017.17	1,710,411.07
1			624,393.90	326,000.00	760,017.17	1,710,411.07
3.				8,682,191.27	33,012.00	8,715,203.27
1				8,682,191.27	33,012.00	8,715,203.27
4.	63,504,421.95		3,452,392.90	1,548,337.35	1,861,869.35	70,367,021.55
1.	8,935,910.54		1,140,798.64	7,125,126.48	658,875.23	17,860,710.89
2.	2,010,346.06		551,516.30	427,315.06	240,417.78	3,229,595.20
1	2,010,346.06		551,516.30	427,315.06	240,417.78	3,229,595.20
3.				6,391,221.06	8,363.04	6,399,584.10
1				6,391,221.06	8,363.04	6,399,584.10
4.	10,946,256.60		1,692,314.94	1,161,220.48	890,929.97	14,690,721.99
1.	52,558,165.35		1,760,077.96	387,116.87	970,939.38	55,676,299.56
2.	54,568,511.41		1,687,200.36	2,779,402.14	475,988.95	59,511,102.86

2

--	--	--	--	--	--

3

--	--	--	--	--	--

4

--	--	--	--	--	--

26

1

2

27

28

1

1.				2,749,830.00	2,749,830.00
2.				13,500.00	13,500.00
1				13,500.00	13,500.00
4.				2,763,330.00	2,763,330.00
1.				934,907.75	934,907.75
2.				275,208.00	275,208.00
1				275,208.00	275,208.00
4.				1,210,115.75	1,210,115.75
1.				1,553,214.25	1,553,214.25
2.				1,814,922.25	1,814,922.25

2

--	--	--

29

30

1

2

31

	4,899,464.34		2,261,291.24		2,638,173.10
	4,899,464.34		2,261,291.24		2,638,173.10

32

/

1

	277,823,196.12	69,455,799.03	167,504,991.39	41,876,247.84

	1,814,591.07	453,647.77		
	2,671,271.99	667,817.98	4,067,498.71	1,016,874.67
	160,144,119.80	40,036,029.94	160,622,581.77	40,155,645.44
	1,130,645.62	282,661.40		
	443,583,824.60	110,895,956.12	332,195,071.87	83,048,767.95

2

	60,639,375.98	15,159,843.98	76,074,166.08	19,018,541.51
			3,107,715.04	776,928.76
	60,639,375.98	15,159,843.98	79,181,881.12	19,795,470.27

3

		110,895,956.12		83,048,767.95
		15,159,843.98		19,795,470.27

4

--	--	--	--

5

--	--	--	--

27,847,188.17 33.53%

4,635,626.29

23.42%

33

	42,185,909.63	43,511,194.87
	42,185,909.63	43,511,194.87

1,325,285.24 3.05 %

34

1

--	--	--

2

--	--	--	--	--

35

--	--	--

36

37

--	--	--

38

1

--	--	--

2

1

--	--	--

39

1

--	--	--

2

1

--	--	--

3

--	--

40

1

	170,418,698.44	139,149,468.55	138,704,224.16	170,863,942.83
-	154,471.84	10,458,368.56	10,509,730.40	103,110.00

	170,573,170.28	149,607,837.11	149,213,954.56	170,967,052.83
--	----------------	----------------	----------------	----------------

2

1	160,622,581.77	118,804,271.05	119,282,733.02	160,144,119.80
2		3,877,246.45	3,877,246.45	
3	1,556,502.61	7,109,589.18	7,356,319.44	1,309,772.35
	1,532,845.58	6,792,260.84	7,107,355.66	1,217,750.76
		146,574.22	136,320.20	10,254.02
	23,657.03	170,754.12	112,643.58	81,767.57
4	362,218.09	3,984,499.40	4,192,222.20	154,495.29
5				

	14,472.00	33,252.58
	208,662.76	210,797.05
	208,286.15	210,500.22
	9,106.80	
	138,195,435.75	151,351,197.19

42

--	--	--

--	--	--

43

	1,065,906.32	1,065,906.32
	1,065,906.32	1,065,906.32

1

44

1

	1,139,175.86	1,086,819.68
	2,815,432.80	

	9,695,534.02	1,762,800.69
	17,181,497.57	4,170,051.69
	73,222,114.94	30,065,555.86

2 **1**

--	--	--

43,156,559.08 143.54%

45

--	--	--

46

--	--	--

47

	42,089,518.21	42,837,475.28
	42,089,518.21	42,837,475.28

--	--	--	--	--	--	--	--	--	--	--	--

48

1

--	--	--

49

1

--	--	--

2

--	--	--	--	--	--	--	--	--	--	--	--

3

4

50

1

--	--	--

51

1

	2,671,271.99	4,067,498.71
	2,671,271.99	4,067,498.71

2

--	--	--

--	--	--

--	--	--

52

--	--	--	--	--	--

53

--	--	--	--

54

--	--	--	--	--	--

						/
--	--	--	--	--	--	---

55**56**

6 17 29

2006

1,334,832.57

59

--	--	--	--	--

60

	57,055,624.54	60,819,375.98	56,699,374.56	15,204,843.99	-11,084,842.57		45,970,781.97
	57,055,624.54	60,819,375.98	56,699,374.56	15,204,843.99	-11,084,842.57		45,970,781.97
	57,055,624.54	60,819,375.98	56,699,374.56	15,204,843.99	-11,084,842.57		45,970,781.97

61

	52,034,824.03	17,531,588.03	69,566,412.06
	52,034,824.03	17,531,588.03	69,566,412.06

62

	116,047,740.42	35,063,176.05	151,110,916.47

	116,047,740.42	35,063,176.05		151,110,916.47
--	----------------	---------------	--	----------------

10%

63

		573,096,371.46	390,275,192.98
		573,096,371.46	390,275,192.98
		350,631,760.50	313,076,135.49
		35,063,176.05	31,307,613.55
		7,075,614.22	5,207,778.78
		36,440,020.59	20,244,455.91
			57,841,302.00
		17,531,588.03	15,653,806.77
		827,617,733.07	573,096,371.46

- 1)
- 2)
- 3)
- 4)
- 5)

64

	828,533,952.99	366,922,571.48	820,667,076.73	424,973,064.16
	6,945,039.50	1,325,285.24	12,108,012.80	1,290,222.24
	835,478,992.49	368,247,856.72	832,775,089.53	426,263,286.40

65

	41,486,865.12	39,969,883.25

	2,904,080.54	2,797,891.84
	1,244,605.96	1,199,096.53
	829,737.32	799,397.66
	829,737.32	799,066.76
	47,295,026.26	45,565,336.04

66

--	--	--

67

	136,687,294.26	166,555,526.15
	5,345,202.47	6,893,187.06
	2,754,832.00	2,255,226.00
	6,348,134.67	5,455,599.51
	9,068,112.81	6,772,941.14
	4,882,168.00	4,439,417.40
	7,043,685.54	5,599,844.44
	3,229,595.20	3,692,962.72
	3,228,039.14	2,878,953.11
	13,507,292.86	11,476,327.44
	2,142,643.00	3,334,526.00
	1,494,855.51	1,385,272.15
	3,566,552.00	2,681,827.52
	199,298,407.46	223,421,610.64

68

--	--	--

69

--	--	--

	619,934.60	282,484.13		619,934.60
	211,449.32	282,484.13		211,449.32
	410,000.00	510,000.00		410,000.00
		7,350,521.65		
	1,000.00	4,027,208.23		1,000.00
	1,030,934.60			

74

1

	145,739,746.96	158,930,975.81
	-28,787,866.93	-53,548,548.51
	116,951,880.03	105,382,427.30

2

		467,583,640.53
/		116,895,910.13
		139,756.46
		-1,230,395.92
		1,146,609.36
		116,951,880.03

75

60

76

1

	410,000.00	510,000.00
	12,031,950.77	
	10,175,624.89	
	499,732.29	27,208.23
		4,000,000.00
		6,000,000.00

77

1



	--
	--
	--

3

	--
	--
	--

4

	457,352,102.00	942,975,941.35
	16,316.41	29,065.78
	429,564,715.15	628,786,083.62
	27,771,070.44	314,160,791.95
	457,352,102.00	942,975,941.35

78

" "

79

--	--	--

80

1

--	--	--	--

2

81

82

1

1

--	--	--	--	--	--	--	--	--

2

3


4

5

6

2

1



2

3

3

4

5

6

1

1

2

--	--	--	--	--

3

4

5

2

1

2

3

1

20%

20%

2

3

4

	/	/
	--	--
	--	--
	--	--
	--	--

5

6

--	--	--	--

7

8

4

				/	

5

6

1.

2

1

2

3

4

5

6

5%

3

	49,097,661.56	38,714,838.28
	670,734,374.66	1,037,636,033.33
	718,270,511.47	221,719,907.52
	1,694,950,000.00	1,477,350,000.00
	3,133,052,547.69	2,775,420,779.13

1.

2

1

2

3

4

5

6

1.

2

1.

2.

3

4

5

6

7

8

9

1



5

1

/



/




2

/


/

/



/

/



/

3



4

--	--	--	--	--

--	--	--	--	--

5

6

--	--	--	--

7

--	--	--

8

1
2006 6 12

239,976,258.19

2014 12 31
131,835,032.14

239,976,258.19

148,876,810.42

17,041,778.28

2.4

2
2013

17

2014 2

80

2014 3

10

2014 10

40

2


1

2014 12 31

2

3

1



2



3

4

1.

1	2014			4.5
	1.00	32		
			“ ”	
10			34.58%	
			34.58%	

2 2015 2 13 A 2,000

2.

36,440,020.62

/

2015 4 2

2014

10%

5%

--	--	--	--	--	--	--

1

2

3

4

1

2

--	--	--

3

--	--

--	--	--	--	--	--

4

5

6

1

	90,646,3	100.00%	6,086,08	6.71%	84,560,23	19,956,	100.00%	1,949,766	9.77%	18,006,274.
	21.34		7.52		3.82	041.16		.60		56
	90,646,3		6,086,08		84,560,23	19,956,		1,949,766		18,006,274.
	21.34		7.52		3.82	041.16		.60		56

1			
1	87,360,487.44	4,368,024.37	5.00%
1	87,360,487.44	4,368,024.37	5.00%
1 2	248,768.28	49,753.66	20.00%
2 3	2,737,512.26	1,368,756.13	50.00%
3	299,553.36	299,553.36	100.00%
	90,646,321.34	6,086,087.52	

2

4,323,373.61

0.00

--	--	--

3

	187,052.69

--	--	--	--	--	--

4

	1,116,375.26	1,759,131.49

	83,948,410.02	14,460,659.11
	5,581,536.06	3,736,250.56
	90,646,321.34	19,956,041.16

5



83,948,410.02 1	92.61%	4,197,420.50
2,341,982.94 2-3	2.58%	1,170,991.47

--	--	--	--	--	--	--	--

2

3

	828,533,952.99	366,922,571.48	820,667,076.73	424,973,064.16
	6,945,039.50	1,325,285.24	12,108,012.80	1,290,222.24
	835,478,992.49	368,247,856.72	832,775,089.53	426,263,286.40

	371,727.46	206,339.44
	7,891,790.73	3,174,091.24
	31,954,170.07	66,751,970.39
	5,756,455.67	2,558,852.94
	66,193,429.12	

	-44,725.97	
	410,000.00	
	66,193,429.12	
	-12,769.27	
	16,636,483.47	
	49,909,450.41	--

1 —

1 —

	263,081,691.60	
	7,891,790.73	
	-4,922,306.11	

		/	/
	9.52%	0.2887	0.2887
	8.17%	0.2476	0.2476

1

2

3

2014

2 —

2013 1 1 2013 12 31

	2013 1 1	2013 12 31	2014 12 31
	808,312,432.29	942,975,941.35	457,352,102.00
	10,541,059.21	38,714,838.28	49,097,661.56

	1,286,890,000.00	1,037,636,033.33	670,734,374.66
	60,247,594.20	59,511,102.86	55,676,299.56
	1,338,676.34	1,814,922.25	1,553,214.25
		4,899,464.34	2,638,173.10
	28,723,290.68	83,048,767.95	110,895,956.12
	44,801,417.11	43,511,194.87	42,185,909.63
	2,721,640,495.92	2,929,491,393.12	3,296,904,438.79
	3,560,886,609.43	3,929,188,447.31	4,257,245,047.33
	102,973,093.50	170,573,170.28	170,967,052.83
	81,288,287.66	151,351,197.19	138,195,435.75
	5,493,059.87		
	1,065,906.32	1,065,906.32	1,065,906.32
	23,656,377.73	30,065,555.86	73,222,114.94
	43,772,515.81	42,837,475.28	42,089,518.21
	258,249,240.89	395,893,304.93	425,540,028.05
	5,384,520.82	4,067,498.71	2,671,271.99
	34,426,994.62	19,795,470.27	15,159,843.98
	39,811,515.44	23,862,968.98	17,831,115.97
	298,060,756.33	419,756,273.91	443,371,144.02
	578,413,026.00	1,214,667,354.00	1,214,667,354.00
	2,030,313,999.43	1,451,900,973.43	1,453,235,806.00
	103,280,983.82	57,055,624.54	45,970,781.97
	36,381,017.26	52,034,824.03	69,566,412.06
	84,740,126.87	116,047,740.42	151,110,916.47
	39,421,506.74	44,629,285.52	51,704,899.74
	390,275,192.98	573,096,371.46	827,617,733.07
	3,262,825,853.10	3,509,432,173.40	3,813,873,903.31
	3,262,825,853.10	3,509,432,173.40	3,813,873,903.31
	3,560,886,609.43	3,929,188,447.31	4,257,245,047.33

2015 4 2