

---

000563

A

2020-26





---

“ ”

1.

2.

3.

2020 7 7

3.06 /

20

A

80%

“ ”

20

A

=

20

A

÷

20

A

20

4.

1,189,203,853

30%

---

5.

37

6.

60

18

7.

8.

9.

[2012]37

3

[2013]43

2020 -2022

"

"

10.





---

.....	28
.....	29
.....	<b>30</b>
.....	30
.....	30
.....	30
.....	31
.....	31
.....	31
.....	<b>33</b>
.....	33
.....	37
.....	38
.....	<b>42</b>
.....	42
.....	44
.....	44
.....	45

---

A		
		A 1,189,203,853



---

	SHAANXI INTERNATIONAL TRUST CO., LTD.



2010 8 24

[2010]5

100%

40%

2011

[2011]11

5%

1.

A

1.00

2.

3.

4.

---

2020 7 7

3.06 /

20

A

80%

" "

20

A

=

20

A

÷

20

A

20

$$P1=P0-D$$

$$P1=P0/(1+N)$$

$$P1=(P0-D)/(1+N)$$

P0

D

N

P1

5.

1,189,203,853

30%

---

1		674,912,827
2		257,145,513
3		257,145,513
		<b>1,189,203,853</b>

6.

37

7.

60

18

8.

9.

---

**10.**

12

5%

10.1.3 10.1.6

34.58%

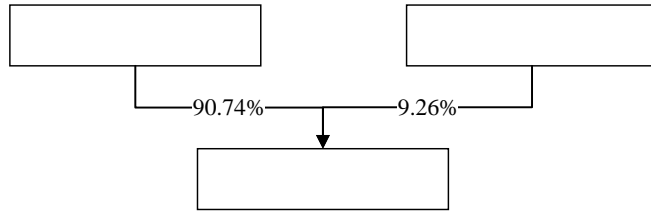
21.62%

---

1.

	2012 3 30
	45
	331,318.13
	916100005933044398

2.



3.

[2011]203

33

4.

2017	2018	2019	
4.38	3.90	5.62	3.27
1.67	3.49		

5.

	2019 12 31
	279.52
	179.01
	98.44
	<b>2019</b>
	5.62
	2.20
	3.49

6.

---

7.

1

2

8.

24

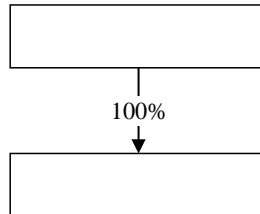
9.

1.

	2018 11 9
	51 A
	16 1607

	300,000
	91610000MA6TKFPM3C

2.



3.

4.

2018	2019		0.36
1.83	0.35	1.67	

5.

	<b>2019 12 31</b>
	97.18
	20.70
	76.48
	<b>2019</b>
	1.83
	1.67
	1.67

---

**6.**

**7.**

**1**

**2**

**8.**

24

**9.**

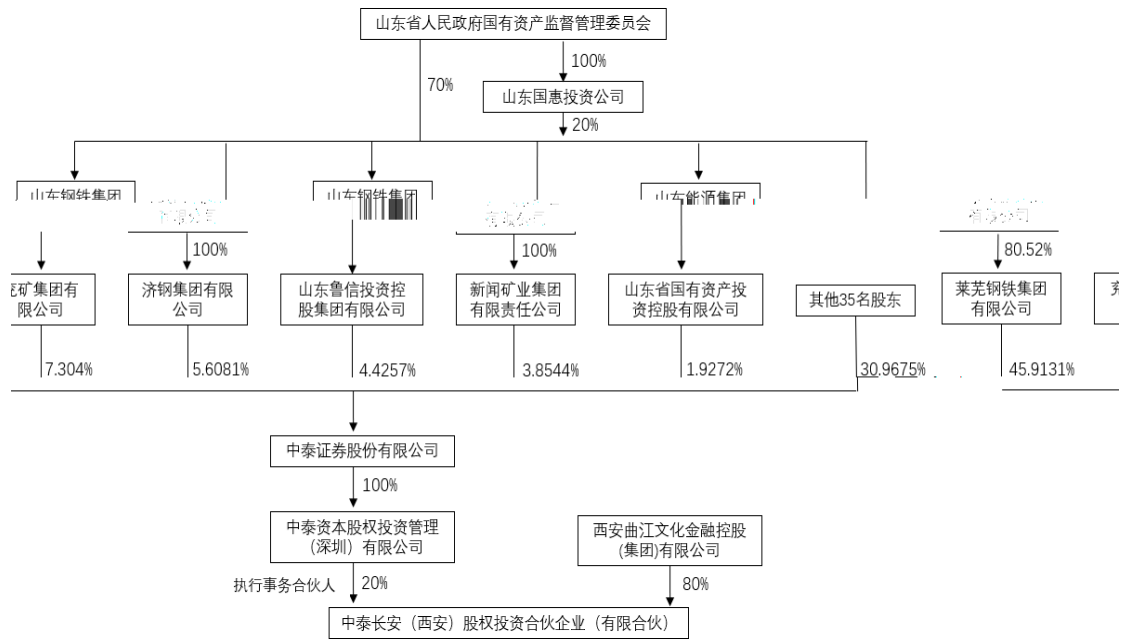
**1.**

	2019 8 12

1111

	100,000
	91610133MA6X2X1X56

2.



3.

4.

2019 8 12

5.

---

2019 8 12

**6.**

**7.**

**1**

**2**

**8.**

24

**9.**

---

1.

100% 40%

2.

2015 12  
2016 9 " "

2016 12

10% 50% 40% 17.6%  
28%  
" "

3.

" "

" "

2016

68 25



---

**1.**

**2.**

“ ”

2017	52.75%	2019	61.39%	2019
		55.09%	2018	2.07

**3.**

---

4.

“ ”

5.

20

TA CRM

1.

---

2.

3.

2020 7 6

1.

2.

3.

---

20%

80%

1.

2.

1

2020 7 6



---

	13.10%	674,912,827
		4.99%
		257,145,513
		4.99%
257,145,513		

3.

4.

5.

60  
18

1.

---

2.

3.

4.

5.

1.

2.

3.

/ 2

/ / 4

/ 3

1

/

4.

30

4.2

1%

10%

10%

---

1.

2.

3.

34.58%

21.62%

26.60%

16.63%

---

13.10%

2



**1.**

**2.**

1

2018

2020 5

"

"

2

---

3

4

5

---

57

[2012]37

3

[2013]43

3

"

10%

50%

5%

20%

<sup>3</sup> 2020 5 18 2019  
7 6

< < > 2020  
>



---

10

1

1.

2.

3.

4.

5.

/

"

**1.**

1 2017

2017	3,090,491,732	10	0.20
	61,809,834.64		

2 2018

2018	3,964,012,846	10	0.20
	79,280,256.92		

3 2019

2019	3,964,012,846	10	0.30
	118,920,385.38		

**2.**

2019	118,920,385.38	581,527,983.85	20.45%
2018	79,280,256.92	319,474,221.09	24.82%
2017	61,809,834.64	352,236,506.88	17.55%
			62.24%

3.

[2012]37

3

[2013]43

2020 -2022

" "

1.

2.

3.

2020-2022



1

2

12

12

30%

5,000

3

10%

30%

4

5



10

1

6

"

"

80%

40%

20%

7





## 2.

2020

10%

10%

	<b>2019</b> <b>/2019 12</b> <b>31</b>	<b>2020</b> / <b>2020 12 31</b>	<b>2020</b> / <b>2020 12 31</b>
	396,401.28	396,401.28	515,321.67
	396,401.28	396,401.28	406,311.32
<b>2020</b>			
	<b>2019</b>	<b>10%</b>	
	58,152.80	63,968.08	63,968.08
	58,131.75	63,944.93	63,944.93
/	0.1467	0.1614	0.1574
/	0.1467	0.1614	0.1574
/	0.1466	0.1613	0.1574
/	0.1466	0.1613	0.1574
<b>2020</b>			
	<b>2019</b>		
	58,152.80	58,152.80	58,152.80
	58,131.75	58,131.75	58,131.75
/	0.1467	0.1467	0.1431
/	0.1467	0.1467	0.1431
/	0.1466	0.1466	0.1431

	2019	2020 /2020	
	12 31	12	31
/	0.1466	0.1466	0.1431
<b>2020</b>	<b>2019</b>	<b>10%</b>	
	58,152.80	52,337.52	52,337.52
	58,131.75	52,318.58	52,318.58
/	0.1467	0.1320	0.1288
/	0.1467	0.1320	0.1288
/	0.1466	0.1320	0.1288
/	0.1466	0.1320	0.1288

9

3.

---

**1.**

**2.**

**3.**

**4.**

---

1.

2.

3.