



洪振律师®  
HONG ZHEN LAW FIRM





	-	
		0 10 2024
		[ 2008] 1
		2020
		2024
2023		2024 0505
2022		2023 4177
2021		2022 3949
		2024
		2023- 2025



2024

[ 2024] 140

2024

2020

1

2

3

4

5

6

7

8

91610131742838806J

	91610131742838806J			
	A 13			
	2003 10 17			
	2003 10 17			
	( )			
				%
		79100	79100	70.00
		33900	33900	30.00
		113000	113000	100.00

2003	10	"	2003	327	"
					2003
20		23000			
		16100		70%	
		6900		30%	
2009	3	17	2009	20	
		113000			
				79100	70%
				33900	
		30%			
				113,000	
		79,100		70%	
		33,900		30%	

2024 6 7

252

60

5+N

2024 7 15

2024

60

5+N

2024

1

2021

2022

2023

2021

2022

2023

2022

3949

2023 4177

2024 0505

9161013607340169X2

61010047

31

31610000437205471F

" "

9101000010000595XD

[ 00000254]

2024 6 28 2024

AAA

9111000071092067XR

[1997] 547

60

0

10

5+N 5 ,

1			22 PPN002	80,000.00	76,806.90	3,816.00	2022-3-16	2025-3-16	2025-3-16	4.77%			
2			24 MTN007	100,000.00	-	3,400.00	2024-3-20	2027-3-20	2025-3-20	3.40%			
3			17 MTN002	142,000.00	-	8,094.00	2017-3-23	2027-3-23	2025-3-23	5.70%			
4			20 MTN001	150,000.00	150,000. 00	5,985.00	2020-3-25	2025-3-25	2025-3-25	3.99%			
5			20 MTN002	150,000.00	150,000. 00	5,985.00	2020-3-25	2025-3-25	2025-3-25	3.99%			
6			24	80,000.00	-	2,384.00	2024-3-26	2027-3-26	2025-3-26	2.98%			

			MTN008										
7			24 MTN009	80,000.00	-	2,384.00	2024-3-28	2027-3-28	2025-3-28	2.98%			
8			20 PPN001B	150,000.00	150,000.00	7,425.00	2020-4-9	2025-4-9	2025-4-9	4.95%			
9			23 MTN001	80,000.00	33,720.10	-	2023-4-19	2025-4-19	2025-4-19	4.43%			

1			22 PPN002	80,000.00	76,806.90	3,816.00	2022-3-16	2025-3-16	2025-3-16	4.77%			
2			24 MTN007	100,000.00	-	3,400.00	2024-3-20	2027-3-20	2025-3-20	3.40%			
3			17 MTN002	142,000.00	-	8,094.00	2017-3-23	2027-3-23	2025-3-23	5.70%			
4			20 MTN001	150,000.00	1,898.10	5,985.00	2020-3-25	2025-3-25	2025-3-25	3.99%			
					,	.							

,

7

5

1

3

1

1

2018 9 4

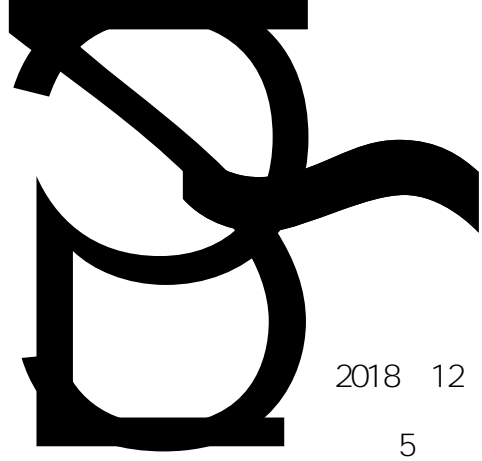
100%

2018 9 7

2018 7

2018 12 3

2018 34



2018 12 3

5

4

1

4

1

2

3

2

2018

12 4

2

2018 12 27

2018

46

1

2

2018 12 27

1

2

\*6

2019 2 25

2019

21

1

2

b

c

j



2007 1 1

"

5

"

"

5

" 2009 5 1

"

"

2018 12

3

2018 12 27

M...

>

K ò"

	2024 9	
安	, .	, .
安	, .	, .
安	, .	, .
安	, .	, .
安	, .	, .
区	, .	, .
安	, .	, .
	, .	, .
	, .	, .
出	, .	, .
期一区	, .	, .
期区	, .	, .
期	.	.
区	, .	, .
一	, .	, .
一区	.	.
	, .	, .
军	, .	, .
	.	.
	.	.
	.	.
务 法	.	.
安	.	.
	579,876.64	579,876.64

3

1

2

4

1

2

11.3

" "

3

BT

BT

2012 463

4

PPP

PPP

2017 50

23

PPP

5

6

7

8

2024 9

184.44

7.93%

29.45%

/

	255,306.69	-		-		
	19,863.52	20,000.00		2024.6.27- 2025.6.27		
	3,597.21	30,000.00		2024.1.12- 2027.1.11		
	19,251.26					
	24,396.42	26,840.00		2023.9.22- 2025.11.3		
	136,616.49	50,000.00		2024.8.16- 2034.8.16		
	146,512.36	78,000.00		2020.11.30- 2045.11.29		
	5,023.75	12,000.00		2021.12.19- 2025.12.29		
		6,400.00		2022.7.1- 2025.12.29		
	3,761.02	32,000.00		2022.12.6- 2026.12.6		
	44,487.61	80,000.00		2024.1.1- 2026.12.21		
	287,086.45	70,000.00		2024.3.27-		



				2025.5.27		
		14,500.00		2024.1.26- 2025.1.25		
		3,000.00		2023.2.28- 2026.2.27		
		-		-		-

6

Λ





2014 43

2024 9

"

"

"

"

3

2018 23

4



[ 2019] 23

			2010 19		2014 43	
	2015 40		2015 42		2010 412	2012
463		2016 4		2013 24	32	2016
4		2017 50		2017 87		2018 23

2010 19



2014 43

2015 40

2015	42	2010	412	2012	463		
2016	4	2013	24	32	2016	4	
2017	50	2017	87	2018	23	"	"

[ 2018] 101

( )



2025年1月3日